

**C.A.M**  
CONSISTENT | ACTIVE | MOBILE

**C.A.M** **PLACER-X A4**



AVAILABLE IN

**Automatic Transmission**



2.4L 4RB2 16-valve DOHC  
Petrol Engine

**Manual Transmission**



2.5L Common Rail Turbo  
Diesel with Intercooler  
(EURO III)

**ONE VAN FOR ALL OCCASIONS**  
*in just the right size!*

<b>CAM Placer-X A4</b>	<b>2.4L PETROL AUTOMATIC</b>	<b>2.5L DIESEL MANUAL</b>
<b>ENGINE</b>		
Engine model	4RB2	DK4B1
Engine Type	In line 4 Cylinder Double Overhead Camshaft, 16 Valve Petrol Engine	16 valve, DOHC, Turbo Intercooler
Bore x Stroke	95 x 86	92 x 94
Emission Standard	EURO III	EURO III
Displacement (L)	2.438	2.498
Rated Output (kW[HP]/rpm)	102[137]/4600-5000	85[114]/3800
Max. Torque (Nm/rpm)	217/2600-3200	260/1800-2600
Max. Speed	120km/h	> 110km/h
Fuel Standard	Petrol	Diesel
Fuel Tank Capacity	70 Litre	
<b>DRIVING SYSTEM</b>		
Transmission Type	Automatic 4-Speed	Manual 5-Speed
Cluth	Single disc, Hydraulic control	
Drive Type	4x2 (Rear Wheel Drive)	
Brake System	Front disc & rear drum, ABS + EBD, Intelligent Brake Assistance System	
Suspension	Front double wishbone independent suspension, Rear variable rate leaf spring	
<b>TECHNICAL DIMENSIONS</b>		
Overall LxWxH (mm)	4840 x 1880 x 2080	
Wheelbase (mm)	2570	
Ground Clearance (mm)	155	
Turning Radius (m)	5.5	
Seating capacity	12 seats / 10 seats (optional)	
Tire	195/70R15C	
<b>FEATURES &amp; ACCESSORIES</b>		
DVD Player with 4 speakers	•	•
Reverse Camera	•	•
Reverse Sensor	•	•
Last Row Seat	Hanging Seat	Foldable Seat
Intermittent Front Wiper, Rear Wiper	•	•
Rear Defrost	•	•
Tilttable Steering wheel	•	•
Remote Control with Central Locking	•	•
Chrome-Plated Power Wing Mirror	•	•
High-Mounted 3rd Brake Lamp	•	•
Alloy Rim, 15 Inches	•	•
Air-Conditioner - Front	•	•
Air-Conditioner - Rear	Centre unit with 6 Cabin Roof Vents	
Middle Glove Box	•	•
Fabric Roof	•	•
PVC Floor Mat	•	•
Power Window - Driver & Co-driver	•	•
Anti-glare Rear View Mirror	•	•
LED Headlights	•	•

## HIGHLIGHTED FEATURES



Simplified Central Control



Rear A/C Unit with 6 Roof Vents



Wide Opening Sliding Door



Rear Foldable Seat Provides Large Storage Space



Executive Seat



Standard Seat



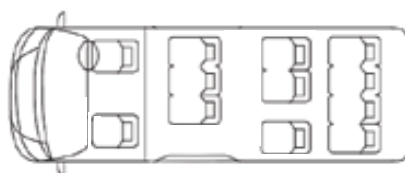
Automatic Transmission\*\*



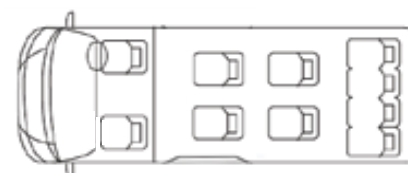
3 Point Seat Belt

\*\*Only Available on Petrol Model

## SEAT LAYOUT

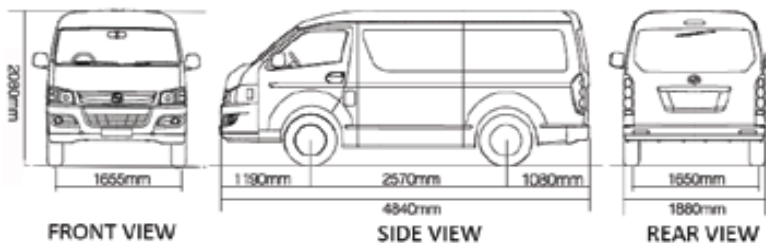


12 seater (2+3+3+4)



10 seater (2+2+2+4)

## DIMENSION (unit:mm)



## TRANSMISSION

GEAR RATIO	1st	2nd	3rd	4th	5th	Reverse
5-Speed Manual	4.313	2.330	1.4364	1.000	0.838	4.220

Branch/Dealer Chop

## COLOUR CHART



**3 YEARS**  
**100,000KM**  
**WARRANTY**  
(WHICHEVER COMES FIRST)

24/7  
C.A.M. SERVICE HOTLINE  
03-78770933

NATIONWIDE  
SERVICE CENTRE